

IN THE UNITED STATES DISTRICT COURT
FOR THE DISTRICT OF SOUTH CAROLINA
CHARLESTON COUNTY DIVISION

Laura Jenkins Thompson, Frances Messina)	Civil Action No.
Jones, and Leslie Suzanne Peterson, d/b/a)	
Little Memories Smocking Designs,)	
)	
Plaintiffs,)	
)	
vs.)	<u>COMPLAINT</u>
)	(Jury Trial Demanded)
Maria Elena Designs, Inc., Kids by M.E.,)	
Inc., and Maria Elena Marcus,)	
)	
Defendants.)	
)	
)	

The Plaintiffs, Laura Jenkins Thompson ("Thompson"), Frances Messina Jones ("Jones"), and Leslie Suzanne Peterson, d/b/a Little Memories Smocking Designs, ("Peterson") (collectively "Plaintiffs"), complaining of Defendants herein, allege:

JURISDICTION

1. This is an action related to infringement of copyrights arising under the Federal Copyright Act, 17 U.S.C. § 501, and for appropriate injunctive relief. This court is vested with jurisdiction over the parties and the subject matter of the action under 28 U.S.C. § 1338(a) and 28 U.S.C. § 1331.

2. This Court has supplemental jurisdiction over the claims in this Complaint which arise under state statutory and common law pursuant to 28 U.S.C. § 1367(a), since the state law claims are so related to the federal claims that they form part of the same case or controversy and derive from a common nucleus of operative facts.

VENUE

3. Venue is proper in this Court pursuant to 28 U.S.C. § 1391(b). Upon information and belief, the infringing goods that are the subject of this litigation were distributed and offered for distribution in the District of South Carolina; and the claims alleged in this action arose in the District of South Carolina.

PARTIES

4. Thompson, an individual and resident of Charleston, South Carolina, is a designer of smocking patterns for children's clothing, and does substantial business in this district.

5. Jones, an individual and resident of Charleston, South Carolina, is a designer of smocking patterns for children's clothing, and does substantial business in this district.

6. Peterson, an individual and resident of Ft. Worth, Texas, is a designer of smocking patterns for children's clothing, and does substantial business in this district.

7. Little Memories Smocking Designs ("Little Memories") is a Texas sole proprietorship organized and existing under the laws of the State of Texas. Little Memories is owned and operated by Peterson in her business selling smocking designs for children's clothing. Little Memories does substantial business in this district.

8. Plaintiffs are informed and believe, and on that basis allege, that Maria Elena Designs, Inc. is a corporation organized and existing under the laws of the State of Florida and transacts business within the State of South Carolina. In so doing, it has purposefully availed itself of the of the privileges of conducting business activities within South Carolina and making profits from the citizens of South Carolina, thus invoking the benefits and protection of the laws and procedures of the District of South Carolina.

9. Plaintiffs are informed and believe, and on that basis allege, that Kids by M.E., Inc. is a corporation organized and existing under the laws of the State of Florida and transacts

business within the State of South Carolina. In so doing, it has purposefully availed itself of the of the privileges of conducting business activities within South Carolina and making profits from the citizens of South Carolina, thus invoking the benefits and protection of the laws and procedures of the District of South Carolina.

10. Plaintiffs are informed and believe, and on that basis allege, that Defendant Maria Elena Marcus, an individual, transacts substantial business within the State of South Carolina, and is and at all relevant times was an owner, officer, agent, and/or employee of Maria Elena Designs, Inc., and Kids by M.E., Inc.

11. Defendant Maria Elena Marcus, an individual, as an owner, officer, agent, and/or employee of Maria Elena Designs, Inc., and Kids by M.E., Inc., is individually liable for their infringing activities as described herein.

12. Plaintiffs are informed and believe, and on that basis allege, that at all relevant times Defendant Maria Elena Marcus personally participated in and/or had the ability and right to supervise, direct, and control the infringing activities alleged herein.

13. Plaintiffs are informed and believe, and on that basis allege that Defendant Maria Elena Marcus derived direct financial benefits from the infringing activities alleged herein.

FACTS

14. Smocking is an embroidery technique which creates many closely-gathered fabric pleats, similar to the pleats in an accordion. Smocking plates are templates that allow the user to create designs using thread and other materials on the pleats of smocked fabric.

Laura Jenkins Thompson

15. Thompson is a well-known designer, author, and teacher in the sewing industry. She has been creating original smocking plate designs for use on clothing for over twenty years.

16. Thompson is the author of, and the owner of the registered copyrights in, her numerous smocking plate designs, including the registered copyrights in the following designs: "Soldier Bears," "O'Tannenbaum," "Michael's Menagerie," "Happy Birthday," and "Tommy's Dalmatians." These five designs were registered as a collection with the United States Copyright Office (Reg. No. TX0003070639). Copies of these five designs are attached hereto as Exhibit A.

17. In late 2005, Thompson discovered that Defendants were producing and distributing children's clothing that bore her registered designs without her consent. A sample of some of these infringing articles is attached hereto as Exhibit B.

18. Though Thompson repeatedly notified Defendants of their infringing conduct and demanded the immediate cessation of such conduct, Defendants upon information and belief knowingly and intentionally continued to produce and distribute clothing bearing Thompson's original smocking designs.

19. Upon information and belief, Defendants offered products for sale featuring Thompson's original smocking designs as recently as the January 2006 Atlanta Children's Market. Those products were displayed with tags having been removed in an apparent attempt to conceal the manufacturer of the clothing.

20. As of September 2, 2008, infringing articles manufactured by Defendants bearing Thompson's registered "Happy Birthday" smocking design can be purchased on the website, www.bestdressedchild.com. Printouts of the web pages on the website, www.bestdressedchild.com, on which such infringing articles can be found are attached hereto as Exhibit C.

Francis Messina Jones

21. Jones is a nationally-recognized smocking plate designer who speaks and teaches regularly to audiences about her original smocking designs. Jones markets and sells her smocking designs across the country.

22. Jones is the author of, and the owner of registered copyrights in, her numerous smocking plate designs, including the registered copyrights in the following designs: "Make a Ladybug Wish," "Precious Poodles," and "Let's Go Buggy." These three designs were registered as a collection with the United States Copyright Office (Reg. No. VAu000665634). Copies of these three designs are attached hereto as Exhibit D.

23. Upon information and belief, Defendants offered products featuring Jones' original smocking designs for sale at the Atlanta Children's Market in November 2005 without Jones' consent, and continued to offer the products in their Fall/Winter 2005 catalog, at which time the infringement was discovered. A sample of these infringing articles is attached hereto as Exhibit E.

24. Defendants offered these infringing products for sale in stores in Mount Pleasant, Columbia, Greenville, and Georgetown, South Carolina, as well as other stores nationwide.

25. Though Jones notified Defendants of their infringing conduct and demanded the immediate cessation of such conduct, Defendants upon information and belief knowingly and intentionally continued to produce and distribute clothing bearing Jones' original smocking designs.

Leslie Suzanne Peterson/Little Memories

26. Peterson, d/b/a Little Memories, creates, sells and distributes original smocking plate designs.

27. Peterson is the author of, and the owner of the registered copyrights in, over 160 smocking plate designs, including the registered copyrights in the following designs: "Pony Tales," "T'was the Nite," "Holiday Handymen," "I'm Stuffed," "Boo To You," "Fly Byes," and "Ho Ho Ho." "Pony Tails" and "Holiday Handymen" were registered as a collection with the United States Copyright Office (Reg. No. VA0000489607), as were "T'was the Nite" (Reg. No. VA0001330991), "Boo To You" (Reg. No. VA0001310518), and "Fly Byes" (Reg. No. VA0001308613). "I'm Stuffed" and "Ho Ho Ho" were also registered a collection (Reg. No. VA0001308612). Copies of these seven designs are attached hereto as Exhibit F.

28. Defendants have produced and distributed children's clothing that bears Peterson's registered smocking designs without her consent. A sample of these infringing articles is attached hereto as Exhibit G. Upon information and belief, Defendants have used at least 40 of Peterson's registered smocking designs on children's clothing without her consent.

29. Though Peterson notified Defendants of their infringing conduct and demanded the immediate cessation of such conduct, Defendants upon information and belief knowingly and intentionally continue to produce and distribute clothing bearing Peterson's original smocking designs.

FIRST CLAIM FOR RELIEF
[Copyright Infringement—17 U.S.C. § 501, et seq.]

30. Plaintiffs reallege, and incorporate by this reference, each and every allegation set forth in paragraphs 1 through 29, inclusive.

31. Plaintiffs are the sole owners of all right, title, and interest in and to the copyrights in their original smocking plate designs.

32. Defendants have willfully infringed Plaintiffs' copyrights by copying, displaying, offering for sale or distribution, and selling and distributing, without any authorization from Plaintiffs, clothing bearing infringing copies of Plaintiffs' designs.

33. As a result of the foregoing activities, Defendants are liable to Plaintiffs for willful copyright infringement. 17 U.S.C. § 501. Plaintiffs have suffered, and will continue to suffer, substantial damage to their business reputation and goodwill, as well as losses in an amount not yet ascertained, but which will be determined according to proof. In addition to Plaintiffs' actual damages, Plaintiffs are entitled to receive the profits made by Defendants from their wrongful acts, pursuant to 17 U.S.C. § 504. In the alternative, Plaintiffs are entitled to statutory damages pursuant to 17 U.S.C. § 504(c) and these statutory damages should be enhanced in accordance with 17 U.S.C. § 504(c)(2) because of Defendants' willful copyright infringement.

SECOND CLAIM FOR RELIEF
[Unfair Trade Practices—S.C. Code Ann. § 39-5-10 et seq.]

34. Plaintiffs reallege and incorporate by this reference each and every allegation set forth in paragraphs 1 through 33, inclusive.

35. The acts and conduct of the Defendants alleged herein constitute deceptive and otherwise unfair trade practices in violation of S.C. Code Ann. § 39-5-10 *et seq.* (the South Carolina Unfair Trade Practices Act).

36. The acts and conduct of the Defendants alleged herein adversely affect the public's interest and are capable of repetition.

37. The Defendants' actions are a willful and knowing violation of § 39-5-10 *et seq.*, with disregard for the rights of Plaintiffs and the public interest.

38. As a direct result of the Defendants' unfair trade practices, Plaintiffs have been injured and damaged, and are entitled to recover treble damages, costs, and attorney's fees.

THIRD CLAIM FOR RELIEF
[Constructive Trust]

39. Plaintiffs reallege and incorporate by this reference each and every allegation set forth in paragraphs 1 through 38, inclusive.

40. By reason of the acts and conduct set forth herein, Defendants have engaged and are engaged in deceptive, fraudulent and wrongful conduct in the nature of using Plaintiffs' registered designs without Plaintiffs' consent. Plaintiffs believe that Defendants maintain the illegal profits from their actions, all of which belong to Plaintiffs.

41. By virtue of their wrongful acts, Defendants hold such illegal profits as constructive trustees for the benefit of Plaintiffs.

42. Plaintiffs are not presently aware of where the Defendants may have deposited all of their illegal profits from Defendants' wrongful acts against Plaintiffs and the public. Plaintiffs believe that Defendants' illegal profits, whether in the form of bank accounts or in the form of real or personal property, will eventually be traced. Plaintiffs therefore believe that Defendants hold such illegal profits as constructive trustees for the benefit of Plaintiffs.

FOURTH CLAIM FOR RELIEF
[Accounting]

43. Plaintiffs reallege and incorporate by this reference each and every allegation set forth in paragraphs 1 through 42, inclusive.

44. Plaintiffs are entitled pursuant to 17 U.S.C. § 504 to any profits of Defendants that are attributable to their acts of infringement.

45. Plaintiffs are entitled pursuant to 17 U.S.C. § 504 to actual damages or statutory damages sustained by virtue of Defendants' acts of infringement.

46. The amount of money due from Defendants to Plaintiffs is unknown to Plaintiffs and cannot be ascertained without an accounting of the number of units of infringing goods distributed and sold by Defendants, as well as an accounting of the gross profits, royalties and net profits derived therefrom.

PRAYER

WHEREFORE, Plaintiffs request judgment as follows:

(1) That the Court issue injunctive relief against Defendants, including any officers, agents, representatives, servants, employees, attorneys, successors and assigns, and all others in active concert or participation with Defendants, enjoining and restraining them from:

(a) making any further infringing use or infringing distribution of Plaintiffs' copyrighted designs;

(b) permitting or licensing to others the right to use, distribute or sell Plaintiffs' copyrighted designs;

(c) engaging in any other activity constituting an infringement of Plaintiffs' copyrights; and

(e) disposing of or destroying any documents, as defined by the Federal Civil Rules of Procedure, that indicate, reference, or otherwise evidence that Defendants or any Defendant has marketed, manufactured, distributed, advertised, sold or permitted the sale of Plaintiffs' copyrighted designs or which evidence the revenues, monies, profits and royalties paid and received therefrom.

(2) That the Court issues an Order for the destruction or other reasonable disposition of all copies of the infringing products, including any smocking plates used in the manufacture of such infringing products. 17 U.S.C. § 503.

(3) That the Court enters a judgment against Defendants that they have:

(a) willfully infringed Plaintiffs' rights in their registered copyrights;
and

(b) competed unfairly with Plaintiffs under S.C. Code Ann. § 39-5-10 *et seq.*, the South Carolina Unfair Trade Practices Act, and in so doing have willfully violated that Act.

(4) That the Court enters a monetary judgment against the Defendants, jointly and severally, based on the following damages, attorney's fees and costs:

(a) Plaintiffs' damages and Defendants' profits pursuant to 17 U.S.C. § 504(b) without deductions from profits based upon Defendants' willful infringement of Plaintiffs' copyrights;

(b) Plaintiffs' actual damages, trebled for willful violation, pursuant to the South Carolina Unfair Trade Practices Act, S.C. Code § 39-5-10 *et seq.*;

(c) the costs of this action;

(d) the attorneys' fees incurred in the prosecution of this action.

(5) Such other and further relief as the Court deems just and proper.

[SIGNATURE BLOCK ON FOLLOWING PAGE]

Respectfully submitted,

NELSON MULLINS RILEY & SCARBOROUGH, L.L.P.

By: s/Janene B. Smith

John C. McElwaine

Federal Bar No. 6710

Email address: john.mcelwaine@nelsonmullins.com

Janene B. Smith

Federal Bar No. 9960

Email address: janene.smith@nelsonmullins.com

Liberty Building, Suite 500

151 Meeting Street

Post Office Box 1806 (29402)


Charleston, SC 29401

(843) 853-5200

Attorneys for Plaintiffs

Charleston, South Carolina
September 4, 2008

Exhibit A



Laura Jenkins Thompson

Copyright in U.S.A. 1988

SOLDIER BEARS

Printed in U.S.A.

Always: • Tie off fabric the exact width of yoke.

- Use 3 strands of floss for geometrics, 4 for figures.
- Backsmock before working figures.
- Center design on fabric by counting pleats.
- Strip floss and check often for twisting threads.
- To ease reading of diagram, color in every other cable row with a highlighter pen.

GEOMETRICS:

- 1) Work cables across rows 1 and 2 and 9 and 10 in yellow. Rows 1 and 9 begin with a down cable. Rows 2 and 10 begin with an up cable.
- 2) Work a 7 step trellis between cable rows 1 and 2 and 9 and 10 in red.
- 3) Work 3 cables in the center of each "V" formed by the trellises in blue.
- 4) Backsmock rows 3, 4, 5, 6, 7, and 8 using 2 strands of floss the same color of fabric.

FIGURES:

- 5) Begin third BEAR first. Find center pleat. Move to the right 14 pleats (counting the center pleat) and begin BOOT by working 15 cables in black. Invert fabric and work 15 cables, invert, work 7, invert, work 7, and tie off. Begin LEGS with fabric upright, working 7 cables, invert, work 9, invert, work 11. Begin COAT by inverting fabric. With a second needle, work 6 cables in blue, 3 in brown, and 6 in blue. Make sure cable row appears continuous. Be careful not to skip any pleats between color changes. Continue coat with fabric upright and work 6 in blue, 1 in brown (tie off), and 6 in blue. Invert fabric, work 1 in blue, (with a third needle) work 9 in yellow (tie off), and 1 in blue. With fabric upright, continue with 9 in blue, invert, work 20 in blue, invert, work 1 in blue, 3 in yellow, 9 in blue, 3 in yellow, 4 in blue. Invert fabric, work 4 in blue, skip 1 cable (2 pleats), 3 in yellow (tie off), 9 in blue (tie off), and 3 in yellow (tie off). Continue LEFT ARM with 4 cables, then invert fabric, work 4 cables, and tie off. LEFT HAND is a 6 cable flowerette (3 cables, then 3 cables). Work RIGHT HAND in the same manner. (Refer to diagram for placement of stitches.)
- 6) Begin HEAD with fabric upright. Work 7 cables in brown, invert, work 9, invert, work 15. Invert, work 3 in brown, 1 in yellow, 1 in brown, 5 in yellow, 1 in brown, 1 in yellow (tie off), and 3 in brown (tie off). With

fabric upright, work HAT with 9 cables in red, invert, work 4 in red, 1 in yellow, and 4 in red. Invert, work 4 in red, 3 in yellow, and 4 in red. Invert fabric and work 4 in red, 3 in yellow, 4 in red (tie off). Work a straight stitch in yellow to form the stem of the plume. (Refer to photograph for placement.) Tie off yellow.

- 7) Work fourth bear next. Begin first cable row 22 pleats from the 3rd bear's hand. Follow instructions in # 5 and 6. Do second bear next, then first bear last. (Each bear covers 27 pleats. See also spacing guide provided.)
- 8) COAT BUTTONS are french knots wrapped once using 3 strands of yellow floss. EYES, NOSE, and MOUTH are formed with 1 strand of black floss. EYES are french knots wrapped once. NOSE is several satin stitches over one cable. MOUTH is 5 tiny straight stitches. (Refer to photograph for proper placement.)

SPACING GUIDE: (Eg. 189 pleats): 15-27-17-27-17-27-17-27-15


SUGGESTED COLORS: DMC Yellow (756), Red (666), Blue (797), Brown (435), Black (310)

Laura Jenkins Thompson

Smocking Plates Division of Laura's Closet



965 LAW LANE
MT. PLEASANT, SC 29464
(803) 884-1780



O'TANNENBAUM



Laura Jenkins Thompson

Copyright in U.S.A. 1990

Printed in U.S.A. by
Golden Rule Printing
Huntsville, Alabama

- Always:
- Tie off fabric the exact width of yoke.
 - Use 3 strands of floss for geometrics, 4 for figures.
 - Backsmock before working figures.
 - Center design on fabric by counting pleats.
 - Strip floss and check often for twisting threads.
 - Use a large needle such as a #7 darning.
 - To ease reading of diagram, color in every other cable row with a highlighter pen.

GEOMETRICS:

- 1) Work cables across rows 1 and 10 in light brown.
- 2) In green work a 4 step - 7 cable combination and join stitches to first cable row to form the swag.
- 3) Work 3 cables in the center of each swag in red.
- 4) Backsmock rows 2, 3, 4, 5, 6, 8, and 9 using 2 strands of floss the color of the fabric.

FIGURES:

- 5) Begin TREE first. Find center pleat valley on guide row 8. Move to the left 11 pleats to begin first cable row. In green work 8 cables, skip 2 pleats, work 1 satin stitch over 2 pleats, skip 2 pleats, and work 8 cables. Invert fabric and diagram and work the following cable rows inverting each row as indicated on diagram: 31, 27, 37, 33, 27, 21, 25, 33, 27, 21, 19, 23, 27, 21, 15, 13, 19, 17, 11, 9, 7, 5, and 3. Tie off green. For STAR in yellow around top of tree, work 5 cables, 3 cables. Add a satin stitch over the middle cable to form point. Other 4 points of the star are formed with 4 2-cable combinations as indicated on the diagram.
- 6) Begin RIGHT YELLOW PRESENT next. Begin first cable to be continuous with the 37 cable rows of the tree. Work 11 cables in yellow beginning with a down cable. Work 2 rows of 11 cables above this and 2 rows below it. (Package is a total of 5 rows of 11 cables.) Fill in gaps as shown on diagram with satin stitches over 1 pleat. Work GREEN PRESENT next. Begin first cable row below bottom cable row of the yellow present. Work 5 rows of 11 cables. Fill in gaps as indicated. Work RIGHT RED PRESENT last. Begin with cable row of 8. The cable row should appear continuous with the first cable row of 11 above. To work the BLUE PRESENT, LEFT

RED PRESENT and LEFT YELLOW PRESENT, follow these same instructions forming a mirror image on the left.

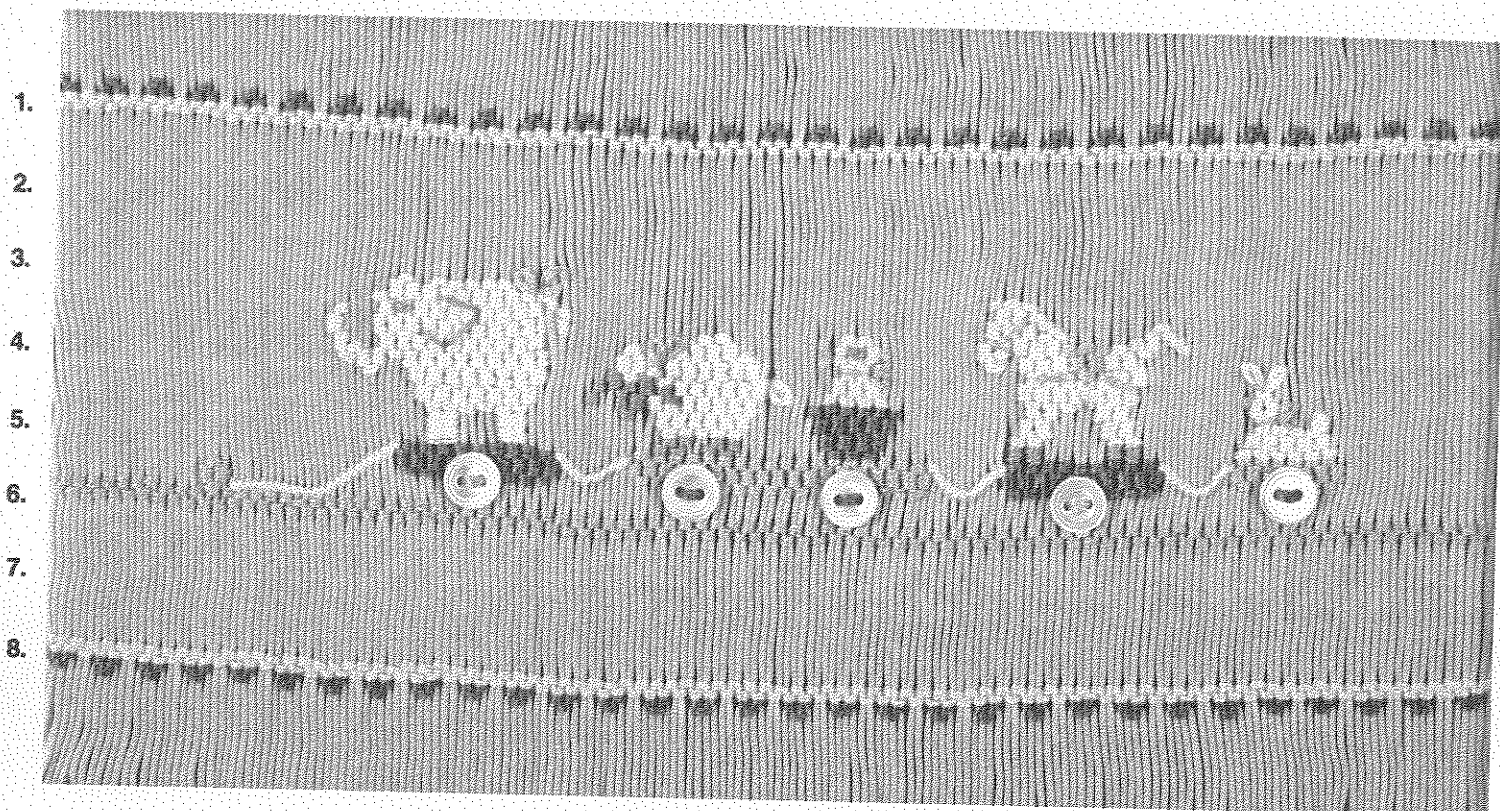
- 7) Work a cable row in light brown across guide row 7 stopping and starting at gifts and tree to give a feeling of depth.
- 8) Begin STOCKINGS On guide row 3, move to the left 5 pleats from outermost cable (37) of tree. Moving upward, work 7 cables. Invert fabric, work 8 cables, and tie off. In green work the following cable rows: 7, 6, 5, 8, and 7. Tie off green. In red, work 6 cables, then 3 and tie off. Move to the right 1 pleat from outermost cable of stocking to begin first cable of right stocking. Follow the same instructions for it.
- 9) Begin WREATH on guide row 3. Move to the left 19 pleats from outermost cable (37) of tree. Work 9 cables, invert, work 15, invert, work 17. Continue downward on the left side and work 4 rows of 4 cables, then 6 and tie off. Return to the right side and work 4 rows of 4 cables then 6 cables. Complete bottom of wreath with 15 cables, then 9 and tie off.

Laura Jenkins Thompson

Smocking Plates Division of Laura's Closet



965 LAW LANE
MT PLEASANT, SC 29464
(803) 884-1780



Laura Jenkins Thompson

Copyright in U.S.A., 1987

MICHAEL'S MENAGERIE

Printed in U.S.A.

- Always:
- Tie off fabric the exact width of yoke.
 - Use 3 strands of floss for geometrics, 4 for figures.
 - Backsmock before working figures.
 - Center design on fabric by counting pleats.
 - Strip floss and check often for twisting of strands.

GEOMETRICS:

- 1) Work cables across rows 1 and 8 in yellow and row 6 in green.
- 2) Directly above and below rows 1 and 8 alternate 3 cables, skip 2 pleats.
- 3) Backsmock rows 2, 3, 4, 5 and 7 using 2 strands of floss the same color of fabric.

FIGURES:

- 4) Begin top portion of LAMB with fabric inverted on row 4. Work 11 cables in white. Take thread to back of fabric, work 2 cables in grey with second needle. Continue cable row with 1 cable in white, 5 in grey, skip 1 and work 2 in grey. Invert fabric, work 1 cable in grey, 3 in white, 1 in grey, 14 in white. Invert fabric, work 11, skip 3, work 3. Finish TOP LAMB'S body with 5 cables. Below first cable row work 3 cables in grey and tie off. Skip 1 cable, work 13, invert fabric, work 11, and tie off. LEGS are 2 sets of 4 cables. TAIL is a lazy daisy in white. BOW is formed using 1 strand of green floss into 2 lazy daisies.
- 5) Form 2nd PULL CART next by working 2 rows of paired 35 cables. DUCK BUCKET is formed by pyramiding up 7 cables, 9 cables, and 11 cables in blue. DUCK is formed by 3 sets of 5 cables. BEAK is formed by 2 straight stitches in peach using 2 strands. EYE is a single strand french knot in grey. BOW is formed by 2 lazy daisy stitches and a straight stitch using 1 strand of green.
- 6) Form 3rd PULL CART by moving 9 pleats to the right on row 5 and work 2 pairs of 19 cables in blue. Begin HORSE on row 4 with 13 cables in white, (working up) invert fabric and work 14, invert, work 6 white, 3 peach, 5 white, invert, work 3 white, 5 peach (tie off), 6 cables, skip 1 cable, work 3 cables. Invert fabric, work 9, invert, work 5, invert, work 3, and tie off. LEGS are 2 sets of 4 cables. Satin stitch HOOVES in grey. MANE and TAIL are outline stitches in yellow. BRIDLE and STRAPS are 2 strands of floss

which are straight stitches in green. (Refer to photograph for placement of details).


- 7) Form 4th PULL CART by moving 9 pleats to the right on row 4 and work 2 pairs of 13 cables in peach. BUNNY is formed by 11 cables, 9 cables, and 2 sets of 3 cables (HEAD). EARS are 2 lazy daisies. TAIL is a french knot using 2 strands. NOSE is a french knot using 1 strand of peach. BOW is formed by 2 lazy daisies using 1 strand of green.
- 8) Form 1st PULL CART by inverting fabric and moving 9 cables to the (now) right of the 2nd PULL CART. Work 2 pairs of 19 cables in blue. To work ELEPHANT, invert fabric, work 20 cables in white on row 4, invert, work 20, invert, work 20, invert, work 3, skip 1, work 11, and tie off. With fabric inverted, work bottom of ELEPHANT, work 20, skip 1, and work 4. Continue TRUNK with 2 sets of 2 cables upward and 3 cables below. Continue down with 12 cables, 15 and 13. LEGS are satin stitches over 4 pleats. TAIL is formed by 3 straight stitches in white. EYE is a 1 strand french knot in grey. EAR is formed by outline stitches with 1 strand of grey. BOW is formed by lazy daisies and straight stitches with 2 strands of peach. Gaps caused by pairing of cables can be covered with 2 satin stitches. (Refer to photograph for placement.)
- 9) Form CORDS between PULL CARTS in yellow with 10 outline stitches. PULL is a 3 cable flowerette. Twenty-three (23) pleats are in-between. Make 23 free-form outline stitches to form the PULL CORD.
- 10) WHEELS are five (5) 1/4" pearl buttons. (Refer to photograph for placement and color.)

Laura Jenkins Thompson
Smocking Plates Division of Laura's Closet



965 LAW LANE
MT. PLEASANT, SC 29464
(803) 884-1780

1
2
3
4
5
6
7
8
9
10
11
12



Laura Jenkins Thompson
©1993

HAPPY BIRTHDAY

Printed in U.S.A. by
Golden Rule Printing
Huntsville, Alabama

Always:

- Tie off fabric the exact width of yoke.
- Use 3 strands of floss for geometrics, 4 for figures.
- Backsmock before working figures.
- Center design on fabric by counting pleats.
- Strip floss and check often for twisting threads.
- Use a large needle such as a #7 darning.
- To ease reading of diagram, color in every other cable row with a highlighter pen.

GEOMETRICS:

- 1) Work cables across guide rows 1, 11, and 12 in blue.
- 2) In yellow work a 4 step-7 cable combination and join stitches to first cable row to form the swag.
- 3) In yellow form tassels between each swag with 3 satin stitches over 2 pleats the 4 straight stitches. Tie off each. Refer to photo for placement.
- 4) Work 3 cables in the center of each swag in green. Add a satin stitch below each down cable in white.
- 5) Work a 7 step trellis between rows 11 and 12 in yellow.
- 6) Work 3 cables in the center of each "v" formed by the trellises in green. Add a satin stitch below each down cable in pink.
- 7) Backsmock rows 2, 3, 4, 5, 6, 7, 9, and 10 using 2 strands of floss the same color as the fabric.

FIGURES:

- 8) Begin **TOP LAYER OF CAKE** first working from top to bottom. Find center valley on guide row 6 and move to the left 10 pleats. Work 19 cables in green beginning with an up cable then tie off. Continue downward and work the following 4 cable rows of 19 in white inverting each row as indicated on graph. Fill in gaps on sides with satin stitches over 1 pleat as indicated on graph. Tie off white.
- Continue **BOTTOM LAYER OF CAKE** with 33 cables in green and tie off. Continue downward with 6 rows of 33. Again fill in gaps with satin stitches as indicated.

Form **PLATE** by adding 2 cable stitches to the left of bottom cable row of 33 in blue. Below that work 35 cables. Add 2 cable stitches above this row in the right. Tie off blue.

Form **CANDLES** as satin stitches in blue over 2 pleats.

FLAMES are formed as lazy daisy stitches with 2 strands of yellow floss then work straight stitches using 2 strands of pink in the center of each. Refer to photograph for proper placement.

ICING is formed with glass craft beads in pale yellow and 3mm pearls. Thread a #10 sharp needle with strand of white floss. Thread a pearl then 10 beads and attach at intervals to form loops as marked an graph with x's. Refer also to photograph for placement. (A total of 8 pearls and 60 glass beads is required.)

- 9) Work right **YELLOW GIFT** first. To help connect gift to cake work 2 cable rows of grey on guide row 8 and tie off. Continue this row with 13 cables in yellow. Continue upward with 2 cable rows of 13 and tie off. Complete lower portion of yellow gift with 2 rows of 13. Then work 9 in yellow and , with a second needle, work 15 in blue. Continue downward by working another row of 15 in blue then 9 in yellow. Tie off yellow. Complete **BLUE GIFT** with 5 rows of 15 in blue. Work **GIFT** in the same manner as the yellow: 2 grey, then 2 rows of 13 above, 2 rows of 13 below, then 2 rows of 9 pink, 15 green. Complete **GREEN gift** with 5 rows of 15 in green. (There is a total of 7 rows of 15.) Fill in gaps on side of all packages with satin stitches over 1 pleat as indicated on graph.
- 10) **RIBBONS ON GIFTS** are formed with real 1/8 inch satin double faced ribbon. Thread a #7 darning with ribbon and pull through fabric at places indicated on diagram with an x. Tack down on reverse side of fabric. Trim off excess ribbon. Tie a tiny bow with excess ribbon. Clip ends and apply Fray-check to prevent raveling. Tack bows on top of each gift as shown in photograph.
- 11) Continue **TABLETOP** with a cable row in grey across guide row 8 so that it is continuous with the pink gift on the left and yellow gift on the right.



TOMMY'S DALMATIONS



Laura Jenkins Thompson

Copyright © 1988

Printed in U.S.A.
Golden Rule Printing
Huntsville, Alabama

- Always:
- Tie off fabric the exact width of yoke.
 - Use 3 strands of floss for geometrics, 4 for figures.
 - Backsmock before working figures.
 - Center design on fabric by counting pleats.
 - Strip floss and check often for twisting threads.
 - To ease reading of diagram, color in every other cable row with a highlighter pen.

GEOMETRICS:

- 1) Work cables across row 1 in white and 9 and 10 in green.
- 2) Work a 1/4 space 1 step wave - 5 cable combination to form "sky" between rows 2 and 2-1/4 in white.
- 3) Work alternating 1/2 and whole space 1 step waves between rows 9 and 10 in green.
- 4) Backsmock rows 3, 4, 5, 6, 7, and 8 using 2 strands of floss the same color of fabric.

FIGURES

- 5) Work center DALMATIAN'S BODY first. Find center pleat valley. Move to the left 11 pleats directly above green cable row on guide row 9. In white work 13 cables, skip 5 cables (6 pleats), and then 9 cables. Invert fabric, work 33 cables. Continue working upper portion of body and, inverting fabric after each row, work the following rows of cables: 25, 23, 21, 20, 19, 16, 13, and 9. Fill in gaps on right side with satin stitches over 1 pleat. Form COLLAR with a second needle in red and work 7 cables with fabric upright. Continue HEAD with fabric upright and work 9 cables. Continue upper portion of head and, inverting fabric after each row, work the following rows of cables: 15, 16, 16, 11, and 3. Tie off white.
- 6) Work FIREMAN'S HAT with fabric inverted. Continue the 3 cable row in white with 11 cables in red. Be sure the row appears continuous with no pleats skipped. Continue working the upper portion of hat, inverting fabric after each row, working the following rows of cables: 17, 19, 15, 12, and 11. Next work 1 cable, skip 1 cable (2 pleats), finish top of hat with 5 cables and tie off. Continue bottom portion with fabric upright and work 8. Continue bottom portion of hat inverting fabric after each row working the following rows of cables: 6, 6, 6, 6, and 3. Tie off red.

- 7) Work right Dalmation next. Begin first cable row 22 pleats from the middle dog's outermost cable. Follow directions #5 and 6. Do left dog last. (Each dog covers 34 pleats. See also spacing guide provided.)
- 8) DALMATIAN'S SPOTS are French knots wrapped once using 1 strand of black floss. EYES and NOSE are straight stitches using 1 strand of black floss. EYE is one slanted stitch; NOSE is several satin stitches over 1 cable then 1 stitch to form a "T". EAR and LEGS are outlined with tiny straight stitches using 1 strand of black floss. MOUTH is 2 straight stitches using 1 strand of red floss. (Refer to photograph for placement.)
- 9) FLOWERS are 6 cable flowerettes in yellow. The STEM and LEAVES are half space baby waves. (Refer to photograph for placement.) Three flowers will fit if at least 22 pleats are between each dog.

SPACING GUIDE: (Eg. 186 pleats): 20-34-22-34-22-34-20

SUGGESTED COLORS: DMC Red (666), Yellow (743), Green (702), Black (310), White (blanc neige)

Laura Jenkins Thompson

Smocking 'Plates' Division of 'Laura's' Closet



455 RICE HOPE DRIVE
MT. PLEASANT, SC 29464
(803) 884-1780

Copyright 1988. All Rights reserved. No part of these designs may be reproduced in any manner or form without written permission from the author. For individual use only, not for commercial production.



Exhibit B



Search



Children's Clothing Boutique - Smocked Clothing, Accessories & Baby Gifts
THE BEST DRESSED CHILD
"Clothes You Love for Those You Love"

Select a Brand

Newest Arrivals!
 Fall / School Clothing
 Halloween Costumes
 Christmas Dress Clothing
 Kids College Team Wear
 Eton Suits / Wedding Attire
 Christening Gowns & Suits
 Twins Matching Clothes
 Smocked Dresses & Clothing
 Sailor Suits & Dresses
 Birthday Clothing
 Children's / Ladies Shoes
 SALE -- New Items!

Girls Clothing Boutique
 Boys Clothing Boutique
 Shop by Department
 Size Charts
 Customer Services
 Join Our Mailing List

View Cart
 Privacy Policy
 Email
 About Us

Home > Shop by Department > SALE -- New Items! > Baby Boys &
Mouse Wooden Soldier Holiday Bubble

**Baby Boys Nutcracker
 Wooden Soldier Holiday**



Click to enlarge

Item # ME-65B

Regular Price: \$62.00

FINAL SALE: \$46.50

Size 3M



View Size Charts

Estimated Delivery Date

Join **The Best Dressed Child** Preferred Customer Club

Enter Email Address:

Go

We are proud to have earned Yahoo! Shopping's Top Service!
 Pleasing you pleases us ~ Thanks for your support!



Send This Page To a Friend

Order online -- 100% secure!


Questions? Email customercare@bestdressedchild.com

Prefer to order by phone? Call 770-248-9300 or Fax 404-529-4000

Business hours Monday - Friday / 10 a.m. - 4 p.m. Eastern Time.

www.bestdressedchild.com

**View Cart | Shipping Info | Return Policy | Customer Service | Size
 About Us**






Up for auction is a gorgeous smocked Holiday dress from boutique brand Maria Elena in a Size 4. This dress is done in a red, fine wale corduroy. The perfect dress for the upcoming Holidays!



Here is a close-up of the smocking.

This dress is New with Tags attached.

We own a Children's Boutique so most of our clothing is



SophisticatedChild.com



Maria Elena

A beautiful
with a smc
animals or
look very c
is refreshin
It may be v
beautiful p

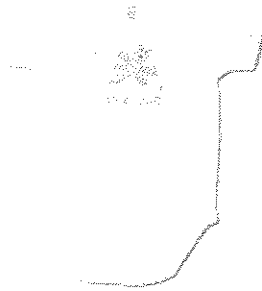
Boy's Boutique



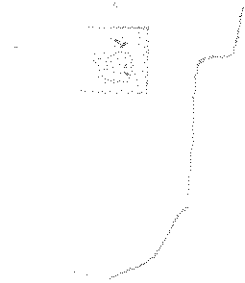
Baby 0-9 months

Infant 12-24 months

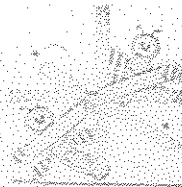
Toddler



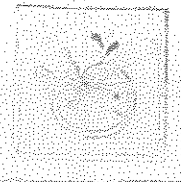
3 Marthas Dragonfly Onesie
Sale Price \$15.00



3 Marthas Whale Onesie
Sale Price \$15.00



3 Marthas Dragonfly Burp Cloth
Sale Price \$10.00



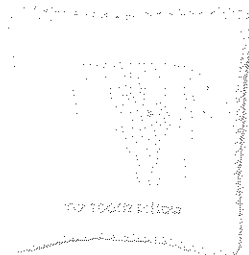
3 Marthas Whale Burp Cloth
Sale Price \$10.00




3 Marthas Dragonfly
Receiving Blanket
Sale Price \$18.00



3 Marthas Blue Bunny Receiving Bla
Sale Price \$18.00



3 Marthas Blue Bunny Tooth Pillow
Sale Price \$22.00



Maria Elena Light Blue Gingham A
Bubble
Sale Price \$48.00

Search



Childrens Clothing Boutique - Smocked Clothing, Accessories & Baby Gifts

the BESTDRESSEDCHILD*"Clothes You Love for Those You Love"*

Select a Brand

Newest Arrivals!

Fall / School Clothing

Halloween Costumes

Christmas Dress Clothing

Kids College Team Wear

Eton Suits / Wedding Attire

Christening Gowns & Suits

Twins Matching Clothes

Smocked Dresses & Clothing

Sailor Suits & Dresses

Birthday Clothing

Children's / Ladies Shoes

SALE -- New Items!

Girls Clothing Boutique

Boys Clothing Boutique

Shop by Department

Size Charts

Customer Services

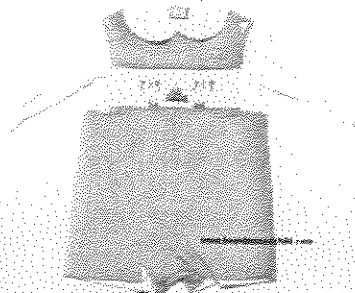
Join Our Mailing List

View Cart

Privacy Policy

Email

About Us

Home > Boys Clothing Boutique > Baby Boys Clothing > **Kids by M. Blue Smocked Birthday Cake Shortall Outfits****Kids by M.E. Boys Blue S Birthday Cake Shortall**

Item # ME-11431MLI

Price \$66.00

Size 12M



Fabric Content 65% poly/35%

View Size Charts

Estimated Delivery Date

You might also like:

Maria Elena Boys Blue
Smocked Cupcakes
Shortall Outfit with Shirt
\$62.00



Mullin Square Kids
Boys Light Blue Terry
Cloth My First Birthday
Bib
\$16.00



Be Mine E
Gingham
Birthday
Smocked
Birthday
\$66.00



Glorimont Boys Blue Plaid
REVERSIBLE Happy
Birthday Balloons Longall -
Fairy Tale Prince
\$76.00




Victoria Kids Baby
Boys Birthday Cake
Pants / Bear Prince -
First Birthday Clothing
\$48.00

Join **The Best Dressed Child** Preferred Customer Club

Enter Email Address:

Go



Search



Childrens Clothing Boutique - Smocked Clothing, Accessories & Baby Gifts
the BEST DRESSED CHILD
"Clothes You Love for Those You Love"

Select a Brand


- Newest Arrivals!
- Fall / School Clothing
- Halloween Costumes
- Christmas Dress Clothing
- Kids College Team Wear
- Eton Suits / Wedding Attire
- Christening Gowns & Suits
- Twins Matching Clothes
- Smocked Dresses & Clothing
- Sailor Suits & Dresses
- Birthday Clothing
- Children's / Ladies Shoes
- SALE -- New Items!

- Girls Clothing Boutique
- Boys Clothing Boutique
- Shop by Department
- Size Charts
- Customer Services
- Join Our Mailing List

- View Cart
- Privacy Policy
- Email
- About Us

Home > Fall / School Clothing > Kids by ME Girls Smocked Happy Birthday Dresses

Kids by ME Girls Smocked Birthday Party Dress



Item # ME-1143ML


Price \$68.00

Size 12M



View Size Charts

Estimated Delivery Date



By ME - 1143ML

You might also like:



Maria Elena Girls Pink Smocked Birthday Cakes Bishop Dresses
 \$68.00



Maria Elena Girls Pink Smocked Cupcakes Birthday Dress
 \$68.00


Glorimont Girls R Pink Plaid Happy Cake / Princess J Blouse
 \$74.00



Be Mine Girls Red Check Long Sleeved Dress - Smocked Happy Birthday Cakes
 \$56.00



Glorimont Girls Pink Happy Birthday Cupcake Pantaloon Set
 \$78.00




Glorimont Girl Birthday Cupcake Sweater
 \$62.00

Join **The Best Dressed Child** Preferred Customer Club


Enter Email Address:

Go



[Home](#) [Contact Us](#) [About Us](#) [Policies and Information](#) [Shop](#)

Order Via Telephone:
Monday - Friday 1



Children's Cottage


dressing your children beautifully and traditionally

Search Our Store:

GO

[Join Our Mailing](#)

Shop by Brand



What a lovely smocked
for her special day! Ma
pink and white seersur
gingham. Just beautifu
to see our matching embroidered birthday hair

By Marie Elena.

MEPINKBDAYDRESS \$59.00


If this item is for a particular occasion, please state the mo
event: Not Applicable

Please state the day of the event: Not Applicable

Choose size: 4 (sold out)


[Order](#)

[Monogram Styles](#) - [Fabric Swatches](#) | [Size Charts](#)



[Home](#) [Contact Us](#) [About Us](#) [Policies and Information](#) [Shop](#)

Order Via Telephone:
Monday - Friday 1



Children's Cottage

dressing your children beautifully and traditionally

Search Our Store:

GO

Shop by Brand

Join Our Mailing



This is a sweet pink () bishop smocked dress for a beautiful birthday celebration. It features colorful balloons and presents embroidered in the smocking. The sleeves are with white ric rac.

By Maria Elena~Kids by M.E.

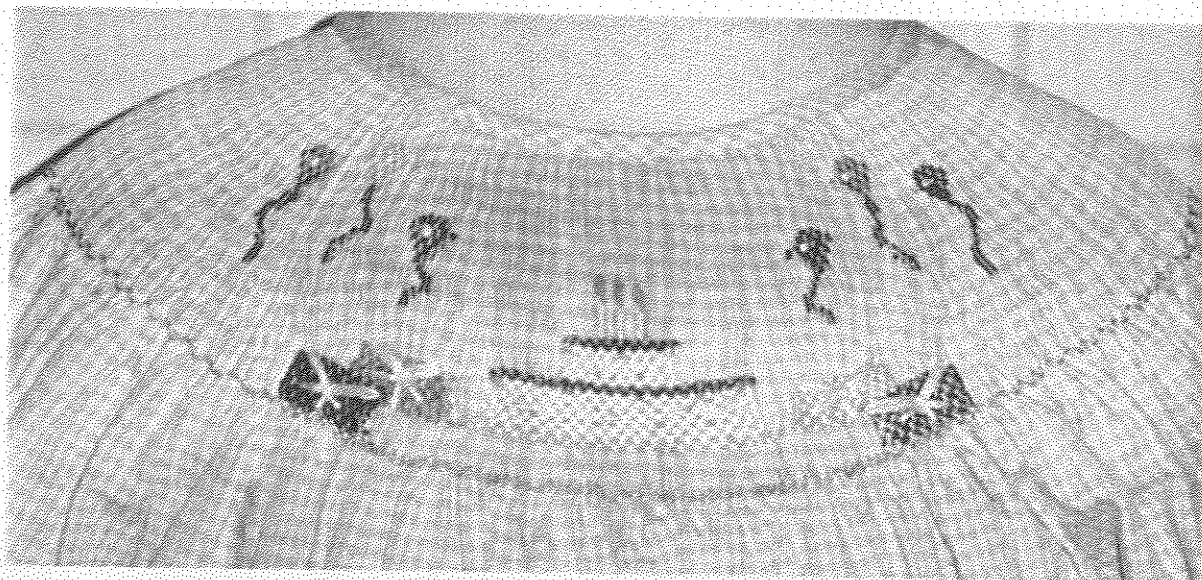
MELSBIRTHDAYGIRL \$64.00


If this item is for a particular occasion, please state the month and event: Not Applicable

Please state the day of the event: Not Applicable

Choose size: 24m (sold out) [Order](#)

[Monogram Styles](#) - [Fabric Swatches](#) | [Size Charts](#)





KIDS
by
M.E.

2T

WASHABLE
DO NOT IRON




Exhibit C



Childrens Clothing Boutique - Smocked Clothing, Accessories & Baby Gifts
the BESTDRESSEDCHILD
"Clothes You Love for Those You Love"



SIZE CHARTS
 CUSTOMER SERVICE

SHIPPING INFO
 RETURN POLICY

Shop By Brand



Shop By Category



Boys Clothing by Size



Girls Clothing by Size



SHOPPING CART

BY DEPARTMENT

[HOME](#) ➔ [SHOP BY DEPARTMENT](#) ➔ [SHOP BY BRAND](#) ➔ [MARIA ELENA / KIDS BY M.E.](#)

Maria Elena / Kids by M.E.

New Arrivals

Back-to-School Clothes

Halloween Costumes /
 Clothing

Fall / Winter Clothing

Kids NCAA Licensed
 College Team Wear

Spring / Summer Clothes

Swimwear / Swimsuits

Beach Portrait Clothing

Eton Suits / Wedding
 Attire

Christening Gowns &
 Suits

Twins Matching Clothes

Smocked Dresses &
 Clothing

Sailor Suits & Dresses

Birthday Clothing

SALE -- New Items!

Girls Clothing by Size

Boys Clothing by Size

Shop by Department


Size Charts

SHOWING PRODUCTS 1-20 OF 20

SORT BY: [WHAT'S NEW](#) | [BRAND](#) | [PRICE](#)

◀ [PREVIOUS](#)

[NEXT](#) ▶



**Maria Elena Boys Red
 Checked Smocked HO HO
 HO Longall**

ME-HI1501
 Regular Price: \$68.00
 Sale Price: \$51.00



**Kids by Me Girls Hot Pink
 Smocked Birthday Cupcakes
 Bishop Dress**

ME-V1136
 Regular Price: \$60.00



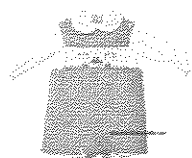
**Maria Elena Girls Pink
 Smocked Birthday Cakes
 Bishop Dresses**

ME-I1436ML
 Regular Price: \$68.00



**Kids by ME Girls Smocked
 Happy Birthday Party
 Dresses**

ME-I143ML
 Regular Price: \$70.00
 Sale Price: \$52.50



**Kids by M.E. Boys Blue
 Smocked Birthday Cake
 Shortall Outfits**

ME-I1431MLBY
 Regular Price: \$66.00



**Maria Elena Girls Pink
 Smocked Cupcakes Birthday
 Dress**

ME-I1472ML
 Regular Price: \$72.00
 Sale Price: \$36.00



**Maria Elena Girls Gorgeous
 White Silk Dresses with
 Wedgewood Blue
 Cummerbund and Trim**

ME-S8485
 Regular Price: \$200.00
 Sale Price: \$120.00



**Girls Gorgeous White Dress
 Smocked in Ecru - Portrait
 Dresses by Maria Elena**

ME-1211
 Regular Price: \$110.00
 Sale Price: \$66.00



**Maria Elena Girls White Silk
 Smocked Dresses**

ME-1012B
 Regular Price: \$120.00
 Sale Price: \$60.00

Join Our Mailing List

NEWSLETTER

Be the first to know about
New Arrivals, Sales and
Special Discount Coupons!



Your privacy is important to us

Nike Dunk Shoes
Find Nike Dunk
Shoes online at
the official Nike
site.
www.Nike.com



**Maria Elena Girls White Silk
Smocked Sleeveless Flower
Girl Dresses**

ME-1012G
Regular Price: \$200.00
Sale Price: \$120.00



**Maria Elena Girls
Wedgewood Blue Silk Flower
Girls Dress - Pearl Details**

ME-S2494
Regular Price: \$190.00
Sale Price: \$114.00



**Maria Elena Boys Ivory Silk
Sailor Suit Outfit**

ME-1721
Regular Price: \$92.00




**Maria Elena Boys Dressy
White Silk Christening Outfit
with Blue Trim**

ME-1121
Regular Price: \$84.00
Sale Price: \$21.00



**Kids by M.E. Girls Red
Smocked Happy Birthday
Balloons Dress - Angel
Sleeves**

ME-966
Regular Price: \$60.00



**Maria Elena Boys Red
Gingham Smocked Happy
Birthday Balloons Shortall**

ME-V961R
Regular Price: \$58.00



**Maria Elena Boys Red Check
Button On Shorts - Smocked
Happy Birthday Balloons**

ME-V962R
Regular Price: \$58.00



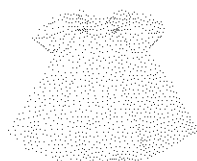
**Girls Pink Seersucker Angel
Wing Dress - Smocked
Happy Birthday Cake**

ME-486R
Regular Price: \$62.00




**Boys Light Blue Gingham
Button On - Smocked
Birthday Cake Outfits**

ME-V492B
Regular Price: \$61.00



**Maria Elena Girls Pink
Gingham Smocked Happy
Birthday Bishop Dress**

ME-484P
Regular Price: \$62.00
Sale Price: \$31.00



**Kids by M.E. Boys Light Blue
Seersucker Smocked Happy
Birthday Shortall - Birthday
Clothes**

ME-491B
Regular Price: \$61.00

SHOWING PRODUCTS 1-20 OF 20

SORT BY: WHAT'S NEW | BRAND | PRICE

◀ PREVIOUS

NEXT ▶

Store closing sale

European Styles, Children's Boutiqu Free shipping \$100 or more.

**Stylish Kid's Clothes**

Designer clothes for girls & boys Best selection of 2-12 anywhere.

Ads by Google

OUR BOUTIQUE CHILDRENS CLOTHING SELECTION INCLUDES SMOCKED DRESSES, GIRLS & BOYS CLOTHES AND BABY CLOTHES BY:

Adorable Originals, 1/2, Amanda Remembered, Anavini, Angel Baby Shoes, At Home / Saturday Morning, Austin and Ashley, A Wish, Baby Baubles, Baby Boo, Baby Nay, Bailey Boys, Bear Feet Shoes, bebe bonheur, Bella Lillie, Be Mine, Betti Terrell, Big Fish Swimwear, Biscotti, Bogner & Piccolini, Carriage Boutiques, Catimini, C'est Joli, Chicken Noodle, China Doll Shoes, C.I. Castro, Coccoli, Cottontail Originals, Cupcake Originals, De Osu Shoes, Dogwood, Fantaisie Kids, Feltman Brothers, Flap Happy, Florence Eiseman, Frances Johnston, Funtasia! Too, Glorimont, Gordon & Co., Green Apple, Halo Sleep Sacks, Hartstrings, House of Hatten, Imp Originals, Isabel Garreton, Jack Rogers Sandals, Jefferies Socks, Kate Mack Swimwear, Katie & Co., Kid Express Shoes, Kidorable, Kitestrings, L'Amour Shoes, Lanz of Salzburg, Lavender Blue, Le Top, Le Top Baby, Lilly Pulitzer, Little English, Luna Luna Copenhagen, Luli & Me, Lullaby Set, Maria Elena, Marimekko Baby, Monkey Toes Shoes, Mulberry Street, Mullins Square Kids, My Boy Sam, My Pool Pal, Nay et Al / Baby Nay, New Potatoes, Nobody's Business, North American Bear, Pazitos Shoes, Petit Ami, Ragg Footwear, Renattoni, Rosalina, Royal Child, Sarah Louise, Sara Lene, Sara's Prints, Secret Wishes, Simi - Frances Johnston, S.P.UDZ, Squiggles by Charlie, Steven Salario Sandals, Sweet Potatoes, Tosha Hays, Trish Scully, Two Turtles, Victoria Kids, Victorian Heirlooms, Vive la Fete, Widgeon Coats, Will'Beth, Willits Shoes, YoYo Clothing

Order online -- 100% secure!

Questions? Email customercare@bestdressedchild.com

Phone 678-319-9800 or Fax 404-529-4000

Business hours Monday - Thursday / 10 a.m. - 4 p.m. EST

[HOME](#) | [ABOUT US](#) | [PRIVACY](#) | [RETURN POLICY](#) | [SIZE CHARTS](#) | [SHIPPING INFO](#)[CUSTOMER SERVICE](#) | [SITEMAP](#) | [SHOPPING CART](#)

design by SolidCactus.com

© Best Dressed Child 2008. All rights reserved



Childrens Clothing Boutique - Smocked Clothing, Accessories & Baby Gifts

the BEST DRESSED CHILD*"Clothes You Love for Those You Love"*

GO!

SIZE CHARTS
CUSTOMER SERVICESHIPPING INFO
RETURN POLICY

Shop By Brand



Shop By Category



Boys Clothing by Size



Girls Clothing by Size

**SHOPPING CART**

BY DEPARTMENT

HOME ➡ FALL / WINTER CLOTHING ➡ MARIA ELENA GIRLS PINK SMOCKED BIRTHDAY
CAKES BISHOP DRESSES

Maria Elena Girls Pink Smocked Birthday Cakes Bishop Dresses

New Arrivals

Back-to-School Clothes

Halloween Costumes /
Clothing

Fall / Winter Clothing

Kids NCAA Licensed
College Team Wear

Spring / Summer Clothes

Swimwear / Swimsuits

Beach Portrait Clothing

Eton Suits / Wedding
AttireChristening Gowns &
Suits

Twins Matching Clothes

Smocked Dresses &
Clothing

Sailor Suits & Dresses

Birthday Clothing


SALE -- New Items!

Girls Clothing by Size

Boys Clothing by Size

Shop by Department

Size Charts



Click to Enlarge

Item # ME-11436ML

Regular Price \$68.00

Size 12M

Quantity

1

ADD TO CART

View Size Charts



Estimated Delivery Date

Style 1430.

RECENTLY VIEWED ITEMS

RELATED ITEMS

Back-to-School Clothes

Thanksgiving Clothing

Anavini Boys Blue / Brown Plaid Pants
with Smocked Puppy Dogs ShirtPetit Ami Boys Light Blue Corduroy
Dress Coat with HatRoyal Child Boys Brown Pants with
Green Gingham Smocked Puppies
Shirt

Halloween Costumes / Clothing

Anavini Girls Light Blue Check Pants
Set - Smocked Three Little Pigs StoryPetit Ami Boys Handsome Three Piece
Set - Brown Pants / Check Shirt / Blue
SweaterFuntasia Too Boys Turquoise Check
Pants with Snowman Shirt**View More ...**

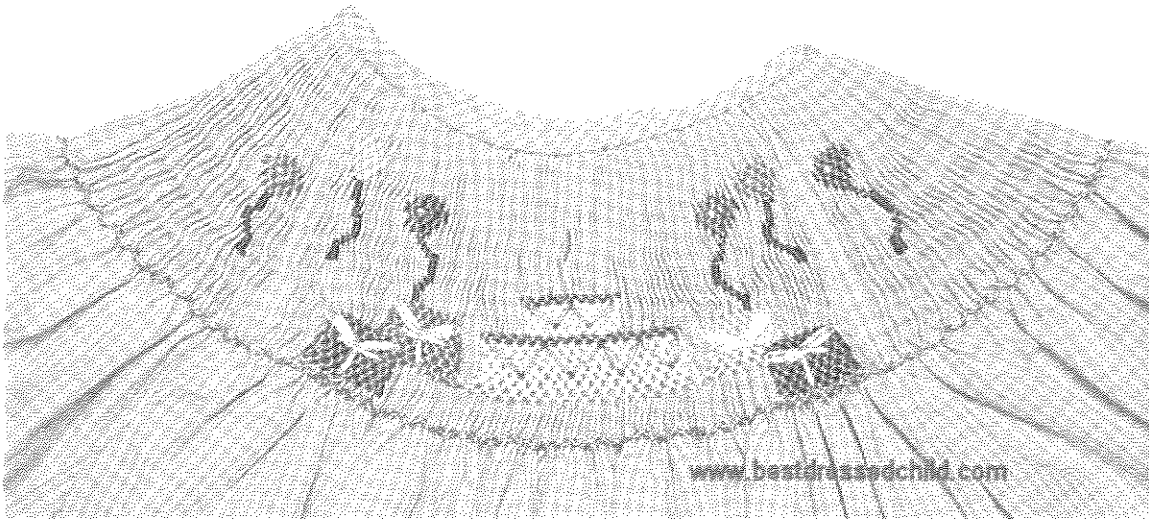
Stylish Kid's Clothes

Designer clothes for girls & boys Best
selection of 2-12 anywhere.

First Birthday and More

Specialty Birthday Apparel, Gifts &
Accessories - Fast Shipping

Ads by Google





Childrens Clothing Boutique - Smocked Clothing, Accessories & Baby Gifts

the BEST DRESSED CHILD*"Clothes You Love for Those You Love"*SIZE CHARTS
CUSTOMER SERVICESHIPPING INFO
RETURN POLICY

Shop By Brand



Shop By Category



Boys Clothing by Size



Girls Clothing by Size

**SHOPPING CART**

BY DEPARTMENT

HOME ➡ SHOP BY DEPARTMENT ➡ SALE -- NEW ITEMS! ➡ KIDS BY ME GIRLS SMOCKED
HAPPY BIRTHDAY PARTY DRESSES

Kids by ME Girls Smocked Happy Birthday Party Dresses

New Arrivals

Back-to-School Clothes

Halloween Costumes /
Clothing

Fall / Winter Clothing

Kids NCAA Licensed
College Team Wear

Spring / Summer Clothes

Swimwear / Swimsuits

Beach Portrait Clothing

Eton Suits / Wedding
AttireChristening Gowns &
Suits

Twins Matching Clothes

Smocked Dresses &
Clothing

Sailor Suits & Dresses

Birthday Clothing


SALE -- New Items!

Girls Clothing by Size

Boys Clothing by Size

Shop by Department

Size Charts



Click to Enlarge



Item #	ME-I143ML
Regular Price	\$70.00
Sale Price	\$52.50
Size	18M
Quantity	<input type="text" value="1"/>

ADD TO CART

View Size Charts




Estimated Delivery Date


RECENTLY VIEWED ITEMS



Maria Elena Girls Pink Smocked Birthday Cakes Bishop Dresses
\$68.00

RELATED ITEMS





Childrens Clothing Boutique - Smocked Clothing, Accessories & Baby Gifts

the BESTDRESSEDCHILD*"Clothes You Love for Those You Love"*SIZE CHARTS
CUSTOMER SERVICESHIPPING INFO
RETURN POLICY

Shop By Brand



Shop By Category



Boys Clothing by Size



Girls Clothing by Size

SHOPPING CART

BY DEPARTMENT

HOME ➤ BOYS CLOTHING BY SIZE ➤ BABY BOYS CLOTHING ➤ KIDS BY M.E. BOYS BLUE
SMOCKED BIRTHDAY CAKE SHORTALL OUTFITS**Kids by M.E. Boys Blue Smocked Birthday Cake Shortall Outfits**

New Arrivals

Back-to-School Clothes

Halloween Costumes /
Clothing

Fall / Winter Clothing

Kids NCAA Licensed
College Team Wear

Spring / Summer Clothes

Swimwear / Swimsuits

Beach Portrait Clothing

Eton Suits / Wedding
AttireChristening Gowns &
Suits

Twins Matching Clothes

Smocked Dresses &
Clothing

Sailor Suits & Dresses

Birthday Clothing


SALE -- New Items!

Girls Clothing by Size

Boys Clothing by Size

Shop by Department

Size Charts



Click to Enlarge

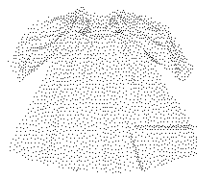
Item #	ME-I1431MLBY
Regular Price	\$66.00
Size	12M
Quantity	<input type="text" value="1"/>

ADD TO CART

Fabric Content 65% poly/35% cotton

View Size Charts

Estimated Delivery Date

RECENTLY VIEWED ITEMSMaria Elena Girls Pink Smocked Birthday
Cakes Bishop Dresses

\$68.00

Kids by ME Girls Smocked Happy Birthday
Party Dresses


Regular Price: \$70.00

Sale Price: \$52.50

RELATED ITEMS







Childrens Clothing Boutique - Smocked Clothing, Accessories & Baby Gifts

the BESTDRESSEDCHILD*"Clothes You Love for Those You Love"*SIZE CHARTS
CUSTOMER SERVICESHIPPING INFO
RETURN POLICY

Shop By Brand

Shop By Category

Boys Clothing by Size

Girls Clothing by Size

SHOPPING CART

BY DEPARTMENT

HOME ➤ BIRTHDAY CLOTHING ➤ GIRLS PINK SEERSUCKER ANGEL WING DRESS -
SMOCKED HAPPY BIRTHDAY CAKE

Girls Pink Seersucker Angel Wing Dress - Smocked Happy Birthday Cake

New Arrivals

Back-to-School Clothes

Halloween Costumes /
Clothing

Fall / Winter Clothing

Kids NCAA Licensed
College Team Wear

Spring / Summer Clothes

Swimwear / Swimsuits

Beach Portrait Clothing

Eton Suits / Wedding
AttireChristening Gowns &
Suits

Twins Matching Clothes

Smocked Dresses &
Clothing

Sailor Suits & Dresses

Birthday Clothing

SALE -- New Items!

Girls Clothing by Size

Boys Clothing by Size

Shop by Department

Size Charts



Click to Enlarge



Item #	ME-486R
Regular Price	\$62.00
Size	18M
Quantity	<input type="text" value="1"/>

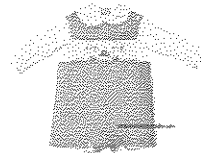
ADD TO CART

View Size Charts

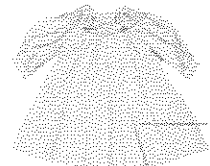


Estimated Delivery Date

RECENTLY VIEWED ITEMS


Kids by ME Girls Smocked
Happy Birthday Party
DressesRegular Price: \$70.00
Sale Price: \$52.50Kids by M.E. Boys Blue
Smocked Birthday Cake
Shortall Outfits

\$66.00

Maria Elena Girls Pink
Smocked Birthday Cakes
Bishop Dresses

\$68.00

RELATED ITEMS





Childrens Clothing Boutique - Smocked Clothing, Accessories & Baby Gifts

the BESTDRESSEDCHILD*"Clothes You Love for Those You Love"*SIZE CHARTS
CUSTOMER SERVICESHIPPING INFO
RETURN POLICY

Shop By Brand



Shop By Category



Boys Clothing by Size

Girls Clothing by Size

SHOPPING CART

BY DEPARTMENT

HOME ➤ BIRTHDAY CLOTHING ➤ BOYS LIGHT BLUE GINGHAM BUTTON ON - SMOCKED BIRTHDAY CAKE OUTFITS

Boys Light Blue Gingham Button On - Smocked Birthday Cake Outfits

New Arrivals

Back-to-School Clothes

Halloween Costumes / Clothing

Fall / Winter Clothing

Kids NCAA Licensed College Team Wear

Spring / Summer Clothes

Swimwear / Swimsuits

Beach Portrait Clothing

Eton Suits / Wedding Attire

Christening Gowns & Suits

Twins Matching Clothes

Smocked Dresses & Clothing

Sailor Suits & Dresses

Birthday Clothing


SALE -- New Items!

Girls Clothing by Size


Boys Clothing by Size

Shop by Department

Size Charts



Click to Enlarge



Item #	ME-V492B
Regular Price	\$61.00
Size	24M
Quantity	<input type="text" value="1"/>

ADD TO CART

View Size Charts

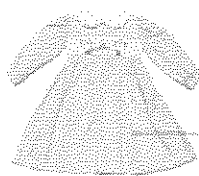


Estimated Delivery Date

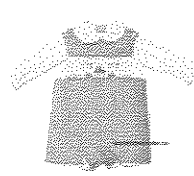
RECENTLY VIEWED ITEMS



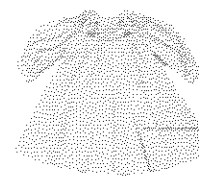
Girls Pink
Seersucker Angel
Wing Dress -
Smocked Happy
Birthday Cake
\$62.00



Kids by ME Girls
Smocked Happy
Birthday Party
Dresses
Regular Price: \$70.00
Sale Price: \$52.50




Kids by M.E. Boys
Blue Smocked
Birthday Cake
Shortall Outfits
\$66.00



Maria Elena Girls
Pink Smocked
Birthday Cakes
Bishop Dresses
\$68.00

RELATED ITEMS





Childrens Clothing Boutique - Smocked Clothing, Accessories & Baby Gifts

the BEST DRESSED CHILD*"Clothes You Love for Those You Love"*SIZE CHARTS
CUSTOMER SERVICESHIPPING INFO
RETURN POLICY

Shop By Brand



Shop By Category



Boys Clothing by Size

Girls Clothing by Size

SHOPPING CART

BY DEPARTMENT

HOME ➡ SHOP BY DEPARTMENT ➡ SALE -- NEW ITEMS! ➡ MARIA ELENA GIRLS PINK GINGHAM SMOCKED HAPPY BIRTHDAY BISHOP DRESS

New Arrivals

Back-to-School Clothes

Halloween Costumes /
Clothing

Fall / Winter Clothing

Kids NCAA Licensed
College Team Wear

Spring / Summer Clothes

Swimwear / Swimsuits

Beach Portrait Clothing

Eton Suits / Wedding
AttireChristening Gowns &
Suits

Twins Matching Clothes

Smocked Dresses &
Clothing

Sailor Suits & Dresses

Birthday Clothing

SALE -- New Items!

Girls Clothing by Size

Boys Clothing by Size


Shop by Department

Size Charts

Maria Elena Girls Pink Gingham Smocked Happy Birthday Bishop Dress



Click to Enlarge



Item #	ME-484P
Regular Price	\$62.00
Sale Price	\$31.00
Size	3T
Quantity	<input type="text" value="1"/>

ADD TO CART

View Size Charts

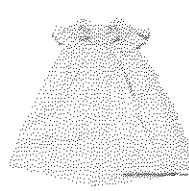


Estimated Delivery Date

RECENTLY VIEWED ITEMS



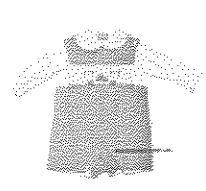
Boys Light Blue
Gingham Button
On - Smocked
Birthday Cake
Outfits
\$61.00



Girls Pink
Seersucker Angel
Wing Dress -
Smocked Happy
Birthday Cake
\$62.00




Kids by ME Girls
Smocked Happy
Birthday Party
Dresses
Regular Price: \$70.00
Sale Price: \$52.50



Kids by M.E. Boys
Blue Smocked
Birthday Cake
Shortall Outfits
\$66.00

RELATED ITEMS





Childrens Clothing Boutique - Smocked Clothing, Accessories & Baby Gifts

the BESTDRESSEDCHILD*"Clothes You Love for Those You Love"*SIZE CHARTS
CUSTOMER SERVICESHIPPING INFO
RETURN POLICY

Shop By Brand

Shop By Category

Boys Clothing by Size

Girls Clothing by Size

SHOPPING CART

BY DEPARTMENT

HOME ➔ TWINS MATCHING CLOTHES ➔ **KIDS BY M.E. BOYS LIGHT BLUE SEERSUCKER SMOCKED HAPPY BIRTHDAY SHORTALL - BIRTHDAY CLOTHES**

Kids by M.E. Boys Light Blue Seersucker Smocked Happy Birthday Shortall - Birthday Clothes

New Arrivals

Back-to-School Clothes

Halloween Costumes / Clothing

Fall / Winter Clothing

Kids NCAA Licensed College Team Wear

Spring / Summer Clothes

Swimwear / Swimsuits

Beach Portrait Clothing

Eton Suits / Wedding Attire

Christening Gowns & Suits

Twins Matching Clothes

Smocked Dresses & Clothing

Sailor Suits & Dresses

Birthday Clothing

SALE -- New Items!

Girls Clothing by Size


Boys Clothing by Size

Shop by Department

Size Charts



Click to Enlarge



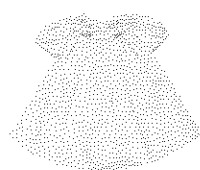
Item #	ME-491B
Regular Price	\$61.00
Size	12M
Quantity	<input type="text" value="1"/>

ADD TO CART

View Size Charts

Estimated Delivery Date

RECENTLY VIEWED ITEMS



Maria Elena Girls
Pink Gingham
Smocked Happy
Birthday Bishop
Dress

Regular Price: \$62.00
Sale Price: \$31.00



Boys Light Blue
Gingham Button
On - Smocked
Birthday Cake
Outfits

\$61.00



Girls Pink
Seersucker Angel
Wing Dress -
Smocked Happy
Birthday Cake

\$62.00



Kids by ME Girls
Smocked Happy
Birthday Party
Dresses

Regular Price: \$70.00
Sale Price: \$52.50

RELATED ITEMS

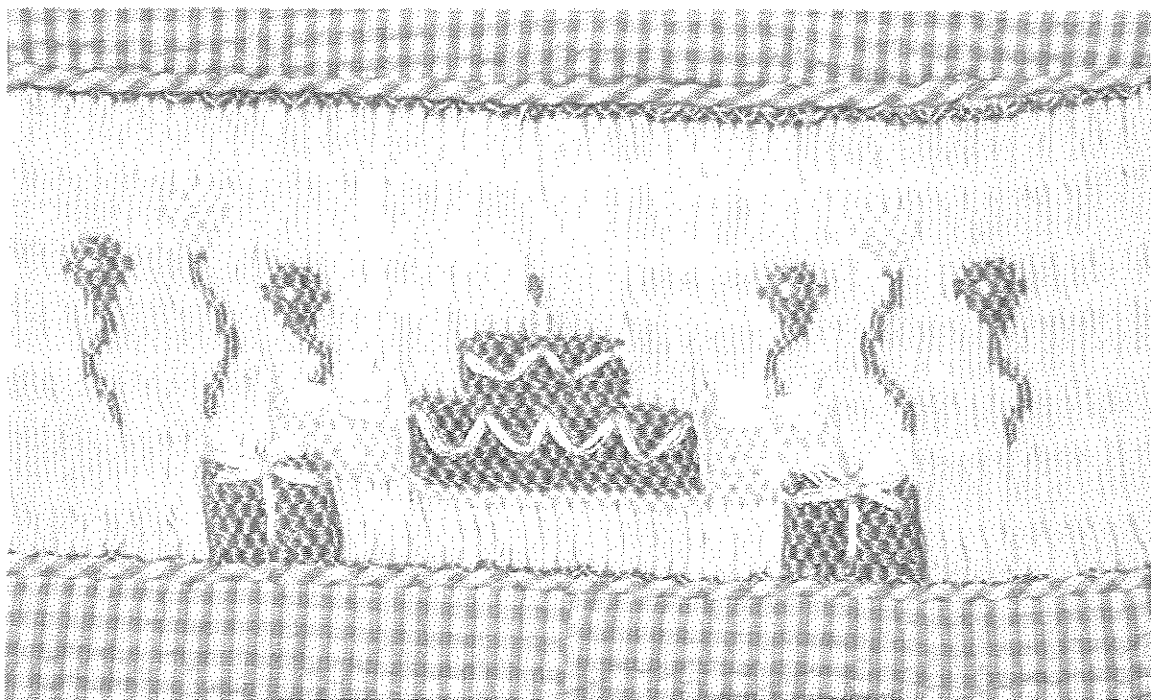
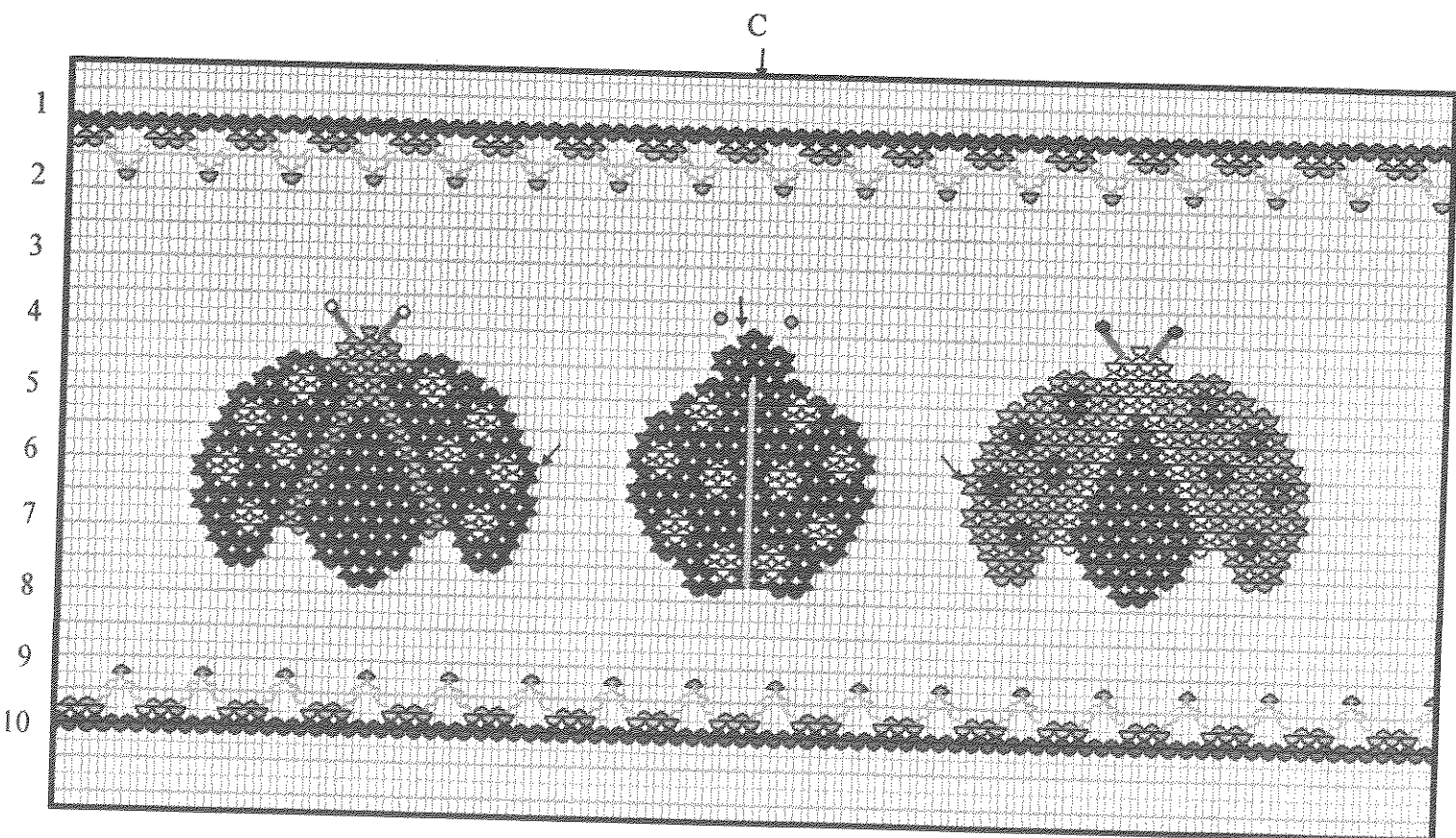





Exhibit D


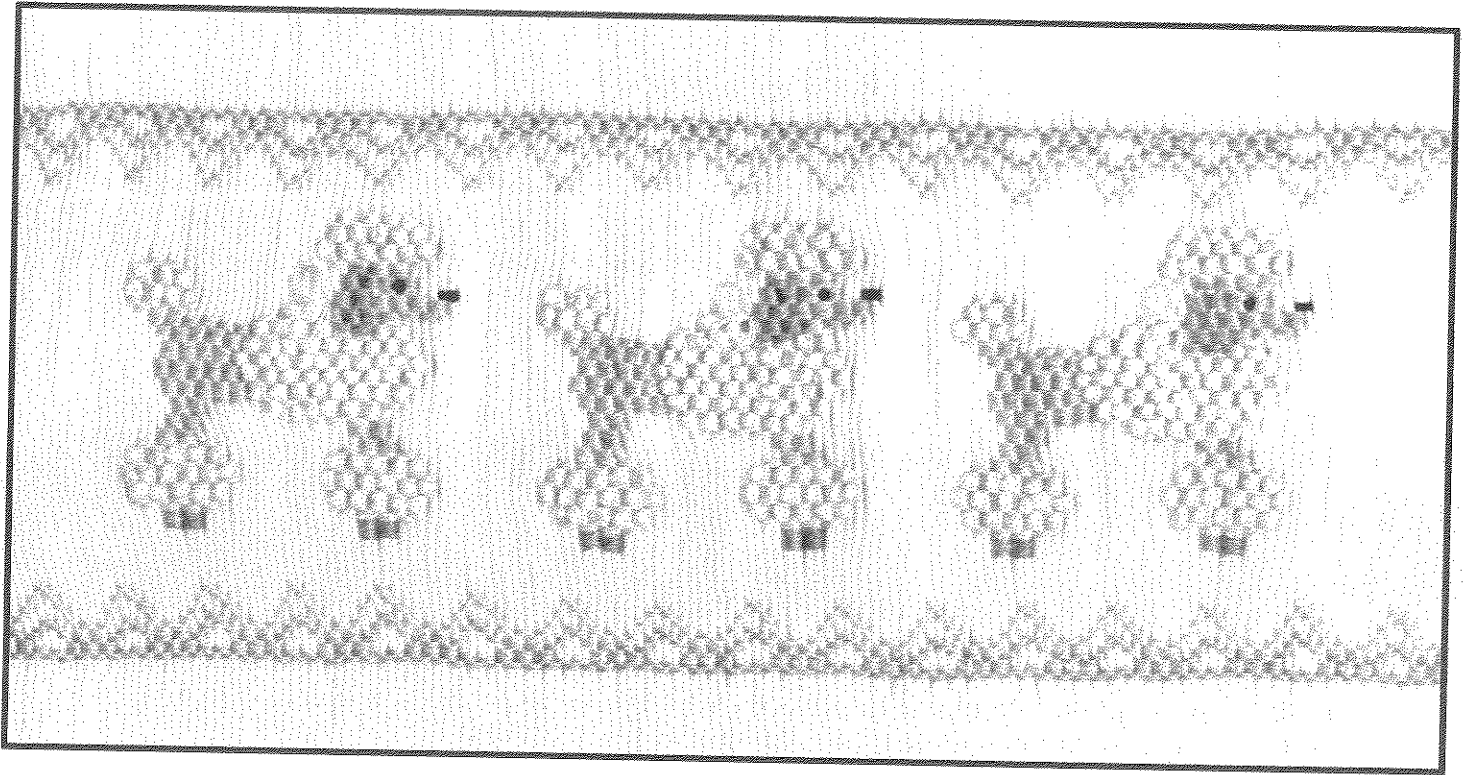
Make a Ladybug Wish

Frances Messina Jones



Precious Poodles

Frances Messina Jones



Note: Center Poodle is only shown as an example without the French Knots

Let's Go Buggy

Frances Messina Jones






Exhibit E



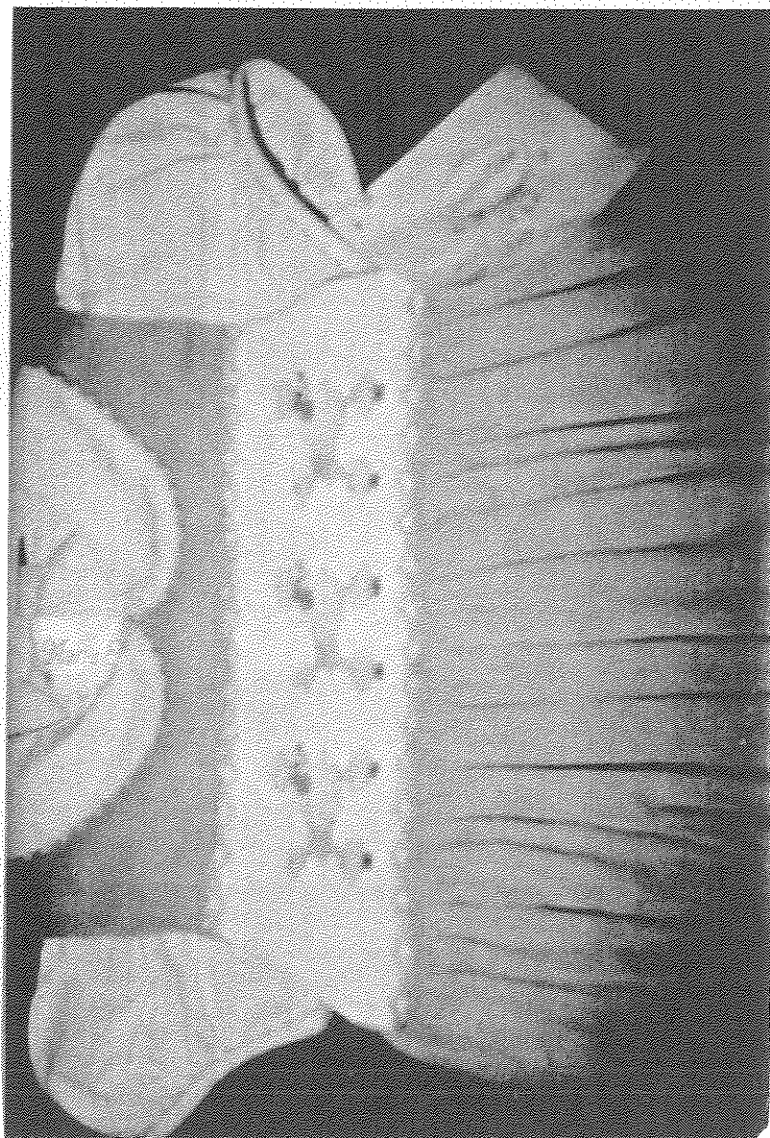
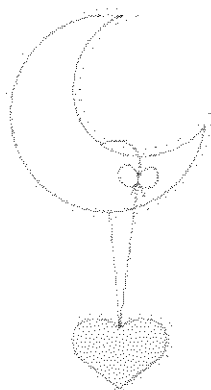




Exhibit F



welcome to
little
memories
smocking designs

[Home](#)

[Smocking
Plates](#)

[Fun Wear](#)

[Applique](#)

[Duplicate
Stitch](#)

[Accessories](#)

[Machine
Embroidery](#)

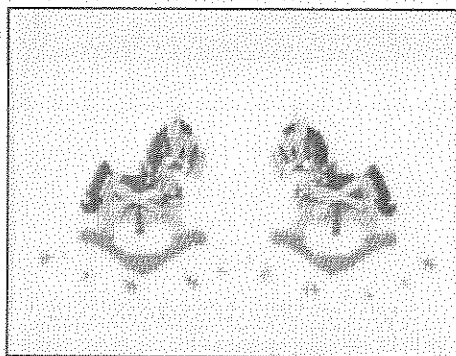
[Your
Shopping Cart](#)

[Trunk Show](#)

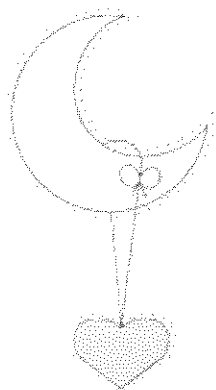
[Other Sites](#)

[Suzy's Email](#)

pony tales #067



Order



welcome to
little
memories
smocking designs

[Home](#)

[Smocking
Plates](#)

[Fun Wear](#)

[Applique](#)

[Duplicate
Stitch](#)

[Accessories](#)

[Machine
Embroidery](#)


[Your
Shopping Cart](#)

[Trunk Show](#)

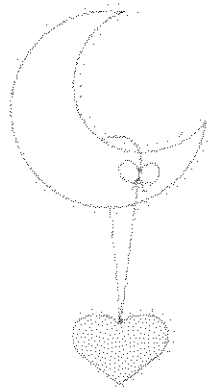
[Other Sites](#)

[Suzy's Email](#)

t'was the nite #074



Order



welcome to
little
memories
smocking designs

[Home](#)

[Smocking
Plates](#)

[Fun Wear](#)

[Applique](#)

[Duplicate
Stitch](#)

[Accessories](#)

[Machine
Embroidery](#)


[Your
Shopping Cart](#)

[Trunk Show](#)

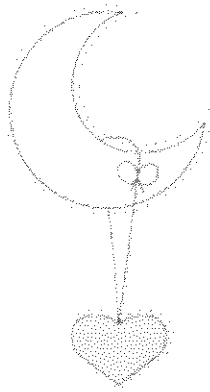
[Other Sites](#)

[Suzy's Email](#)

holiday handymen #066



Order



welcome to
little
memories
smocking designs

[Home](#)

[Smocking
Plates](#)

[Fun Wear](#)

[Applique](#)

[Duplicate
Stitch](#)

[Accessories](#)

[Machine
Embroidery](#)

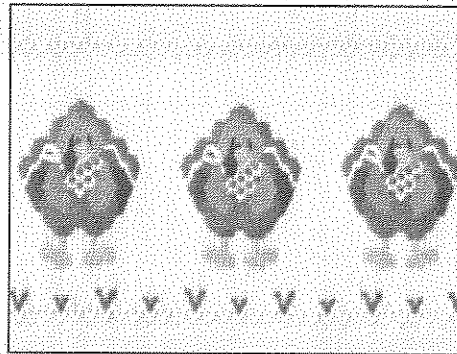
[Your
Shopping Cart](#)

[Trunk Show](#)

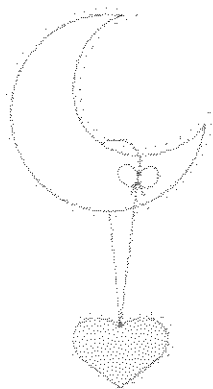
[Other Sites](#)

[Suzy's Email](#)

I'm stuffed #160



[Order](#)



welcome to
little
memories
smocking designs

[Home](#)

[Smocking
Plates](#)

[Fun Wear](#)

[Applique](#)

[Duplicate
Stitch](#)

[Accessories](#)

[Machine
Embroidery](#)


[Your
Shopping Cart](#)

[Trunk Show](#)

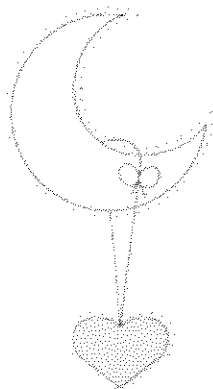
[Other Sites](#)

[Suzy's Email](#)

boo to you ! (02) #127



Order



welcome to
little
memories
smocking designs

[Home](#)

[Smocking
Plates](#)

[Fun Wear](#)

[Applique](#)

[Duplicate
Stitch](#)

[Accessories](#)

[Machine
Embroidery](#)


[Your
Shopping Cart](#)

[Trunk Show](#)

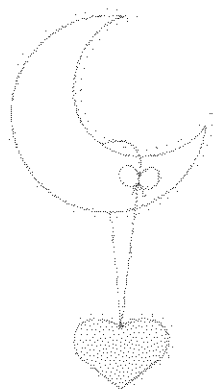
[Other Sites](#)

[Suzy's Email](#)

fly byes #145



Order



welcome to
little
memories
smocking designs

[Home](#)

[Smocking
Plates](#)

[Fun Wear](#)

[Applique](#)

[Duplicate
Stitch](#)

[Accessories](#)

[Machine
Embroidery](#)


[Your
Shopping Cart](#)

[Trunk Show](#)

[Other Sites](#)

[Suzy's Email](#)

ho ho ho #161



Order


Exhibit G



Did you know this supersized image is hosted for FREE with Auctiva? Auctiva offers powerful selling solutions, including FREE templates, FREE scheduling and FREE image hosting! If you sell on eBay - this is the solution you need, and it's all









08/23/2008

